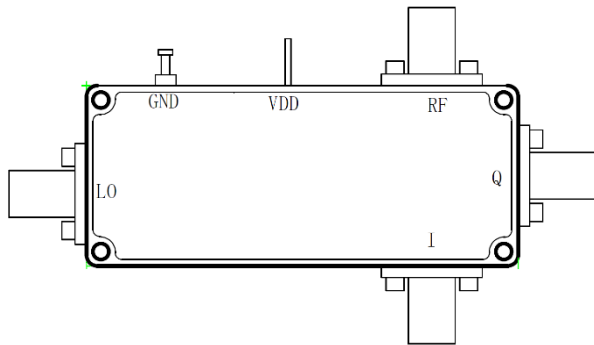


30-52GHz IQ Rx Module, 2.4mm Integrated X4 Multiplier LO Port

2022-4-25



Description:

AT-IQRX-3052LN-24 is an Rx Module covering 30-52GHz based on GaAs MMIC technology.

RF Port frequency range is from 30-52GHz with 2.4mm connector. LO range is 7.5-13GHz as X4 multiplier inside on LO chain. IF port frequency from DC to 20GHz with SMA Female connector.

More information, please visit www.atmicrowave.com

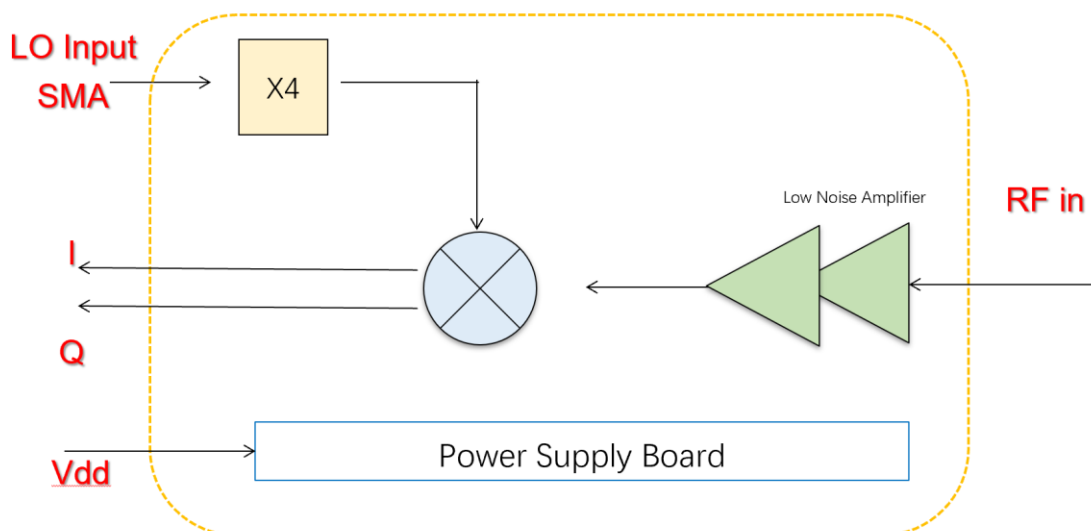
Feature


- ✓ RF Range: 30-52GHz
- ✓ LO Range: 7.5-13GHz
- ✓ High Gain: 25dB
- ✓ Low NF=3dB

Application

- ✓ 5G Communication
- ✓ Test Equipment
- ✓ ROF (RF Over Fiber)
- ✓ Radar System

Diagram Block





AT-IQRX-3052LN-24

30-52GHz Rx Module Integrated with x4

Electronical Specifications:

Parameter	Min	Typical	Max
RF Frequency		30-52GHz	
IF Range		DC-20GHz	
Conversion Gain	20dB	25dB	
LO Input Frequency		7.5-13GHz	
LO Driver	+2	+5dBm	+7
LO Multiplier Factor		X4	
NF		3dB	4.5dB
Vdd		+5V	+8V
Idd		0.3A	
Imaging Rejection		-25dBc	
Spec Temp		25C	

Note:

Unless otherwise noted all measurements performed with low side LO, IF =1GHz and external IF 90° hybrid.

Mechanical Information

Item	Description
RF Port	2.4mm
LO Port	SMA Female
IF Port	SMA Female
Case Material	Copper
Finish	Gold Plated
Weight	130g
Size:	See outline

Absolute Maximum Ratings Table

Parameter	Value
RF Power	+5dBm
LO Power	+23dBm
Vdd	+9V
Operating Temperature	-20 to +70C
Storage Temperature	-65 to +150C





AT-IQRX-3052LN-24

30-52GHz Rx Module Integrated with x4

Test Data (25C)

Please note that test curves will vary slightly from unit to unit.

TO BE ADDED

Notes:

1. Datasheet may be changed according to update of MMIC, Raw materials , process, and so on.
2. This data is only for reference, not for guaranteed specifications.
3. Please contact AT Microwave team to make sure you have the most current data.

Dimension (mm)

To be added.

